



**GAWANDE COLLEGE OF
PHARMACY.**

Sakharkherda, Lavala Road, Tq.

Sindkhed Raja

Dist. Buldhana



Department: **Pharmaceutical chemistry**

Name of the instrument: **Mechanical Stirrer**

S.O.P. No.: GCP/PH/026

Stock Register No.: PC-
001150/04

Effective date: 04/02/17




Review date: 12/02/17

Procedure:

1. Ensure that the all knobs are in normal position.
2. Check the stirrer is clean & free form any dust.
3. Deep the stirrer into the container containing sample.
4. Switch on the mains of instrument.
5. Adjust the speed knob for prescribe RMP of stirrer.
6. Adjust the speed of knob at zero to stop the rotation of stirrer.
7. Lift the stirrer upward from the container.
8. Remove the container.
9. Switch OFF the instrument when not in use.



Mechanical Stirrer

<p><u>Prepared by</u></p> <p></p> <p>Lab-In Charge <i>Miss. A. G. Kulkarni</i></p>	<p><u>Checked by:</u></p> <p></p> <p><u>(Prof. T. R. Sheikh)</u></p> <p>H.O.D</p>	<p><u>Approved by</u></p> <p></p> <p>(Dr. J. B. Sanap) Principal</p>
---	---	--